



To elementary school children and their parents/guardians

》》》 Bicycles are now also subject to enforcement of traffic laws.


# Are you riding your bicycle safely?



A helmet will protect your head if you fall or run into something.



Wear a helmet.



Watch out for cars coming from behind!




Lock your bicycle once you are back at home.



"Can the driver see me?"


Watch out for cars turning at the intersection.



Observe traffic lights. Stop at red lights and after the light turns green, look to your right, left, and back right and if it is safe, cross the road.

"Don't suddenly jump out!"

Always stop at an intersection where you have trouble seeing around the corner and check left and right for safety.



"Shopping finished! Be careful on your ride back!"


止まれ STOP Always stop at this road sign and check for safety around you.



Don't forget to stop and check for safety.

Confirm safety to your left, right, and behind you!

On the sidewalk, watch out for pedestrians and ride slowly on the side next to the road.



Arrived at the shop! Park your bicycle at the area designated.



START

## Let's go on an errand on your bicycle

✓ Check each item where you followed the rules!  
How was your score?

GOAL



# Never do this! Don't let others do this!



**Riding while looking at the screen of your smart phone or other devices**



**Riding side by side  
Riding with a passenger**

**Riding with an umbrella opened**



**Riding while wearing earphones or headphones that prevent you from hearing the sounds around you**



## To parents / guardians

### Let's wear helmets

- All persons riding a bicycle must endeavor to wear a helmet.  
(Road Traffic Act, Article 63-11)(Tokyo Metropolitan Ordinance on the Promotion of the Safe and Appropriate use of Bicycles, Article 19)
- About 65% of cycling fatalities are caused by head injuries.  
\* Metropolitan Police Department statistics (2019 - 2023) -



### It is mandatory for bicycle users to take out liability insurance for accidents\* while using a bicycle!

In bicycle accidents, a third party could also be injured, so as a precaution everyone must take out insurance.

\*Accident insurance for liability coverage in the event of death or bodily injury to a third party caused when using a bicycle.

- Bicycle users are required to take out accident insurance for liability coverage in the event of death or bodily injury to a third party caused when using a bicycle.  
(Tokyo Metropolitan Ordinance on the Promotion of the Safe and Appropriate use of Bicycles, Article 27)
- When a minor uses a bicycle, the guardian must take out accident insurance for liability coverage in the event of death or bodily injury to a third party caused when using a bicycle.  
(Tokyo Metropolitan Ordinance on the Promotion of the Safe and Appropriate use of Bicycles, Article 27-2)

Insurance for third party accident liability while using a bicycle can be taken out as an add-on option to other insurance policies such as accident, fire, or car insurance. Also, there is insurance that come with the TS (Traffic Safety) mark sticker attached to bicycles that have been inspected and maintained by shops registered with the Japan Traffic Management Technology Association. Please check to see if you are already covered by your current insurance policy. For details, please contact the insurance company or insurance agency.

#### Example of liability when a bicycle rider caused an accident

A fifth-grade boy who was cycling down a slope collided with a woman because he was not looking ahead carefully. The woman fractured her skull and remains unconscious. The court found his guardian to be liable and ordered compensation of about 95 million yen. (July 4, 2013 ruling, Kobe District Court)



### Teach your children bicycle riding rules

- Parents or guardians must strive to have minors under their custody acquire the necessary skills and knowledge needed to ride bicycles safely and properly.

(Tokyo Metropolitan Ordinance on the Promotion of the Safe and Appropriate use of Bicycle, Article 15-1)

**Parents and children can enjoy learning the rules together.**

### To learn more about bicycle rules and manners... Rin-tore Tokyo Bicycle Safety Learning App

**Clearly explained by animation and CG!**

**Learn from a virtual experience of bicycle riding!**

**Take a test to get certified!  
Certification has various benefits!**

**Can be used from a smartphone or tablet.** Download the app here.



**When riding a bicycle, avoid dangerous riding behavior and also pay close attention to the movement of cars to your sides and behind you.**

The Tokyo Metropolitan Ordinance on the Promotion of the Safe and Appropriate Use of Bicycles stipulates provisions such as taking out bicycle liability insurance and wearing a helmet.

Issued March 2025 Leaflet for promotion and public awareness regarding safe use of bicycles  
Edited and issued by: Tokyo Metropolitan Government Inquiries by phone: 03-5388-3123

**See a video about the importance of bicycle helmets!  
"Helmet OK? Put it on and GO!"**

